

MoNA

Museum of Northwest Art

Age: Elementary Level

Lesson Duration: 30 minutes- 1 hour

Subjects: Geometry, Math, Astrology, History

Textured Animal Sculptures Inspired by George Rodriguez

A HANDS-ON ART ACTIVITY
DESIGNED BY MONA EDUCATORS

Description

Students will make sculptures of animals inspired by George Rodriguez's use of texture in his ceramic artwork.



Student project examples

Image Source: MoNA Education

Materials

- Planning sheet (included at the end of this lesson)
- Air dry clay
- Various clay texture tools
- *Short video on George Rodriguez (Click Here)*
- Paper plates with pencils to write names



Photo Source:
Crosscut.com (2018)

Instructions:

- 1) Begin by talking about George Rodriguez's work and watch the short video about him.
- 2) Define texture and form.
- 3) Pass out the planning sheets and ask students to make a 2D plan for an animal with a texture sample.
- 4) Pass out the clay and practice making 3D forms together: sphere, cube, rectangular prism, cylinder, ovoid.
- 5) Walk around and provide one-on-one support to students as they work to create their animal sculptures.
- 6) Students can put their finished creations on plates with their names on them for easy transport/drying.



Rodriguez pictured in his
Ballard studio

Relevant Vocabulary

- Texture
- Form
- Three-dimensional (3D)
- Two-dimensional (2D)
- Square/Cube
- Circle/Sphere
- Oval/Ovoid
- Rectangle/Rectangular Prism
- Cylinder

Photo Source: Matthew S. Browning



Photo Source: Madartseattle.com

About the Artist

George Rodriguez is a contemporary visual artist based in Seattle. Rodriguez is originally from Texas and showcases his Mexican heritage in his ceramic artwork.

Learning and State Standards

Fulfills **Washington State Arts Learning Standards:**

- **Pre-K**: Performance Standard (**VA:Cr2.1.PK**) a. Use a variety of art-making tools
- **K**: Performance Standard (**VA:Cr1.1.K**) a. Engage in exploration and imaginative play with materials.
- **1st Grade**: Performance Standard (**VA:Cr1.2.1**) a. Use observation and investigation in preparation for making a work of art.
- **2nd Grade**: Performance Standard (**VA:Cr1.2.2**) a. Make art or design with various materials and tools to explore personal interests, questions, and curiosity.
- **3rd Grade**: Performance Standard (**VA:Cr1.1.3**) a. Elaborate on an imaginative idea.
- **4th Grade**: Performance Standard (**VA:Cr2.1.4**) a. Explore and invent art-making techniques and approaches.
- **5th Grade**: Performance Standard (**VA:Cr2.2.5**) a. Demonstrate quality craftsmanship through care for and use of materials, tools, and equipment.



Photo Source: Madartseattle.com

CLAY BUILDING TECHNIQUES

PINCHING



MODELING



SLAB



COILING



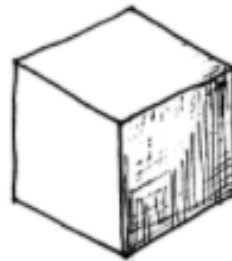
SPHERE



CYLINDER




CUBE



SLAB




COIL



NAME: _____

DESIGN YOUR GEORGE
RODRIGUEZ - INSPIRED
ANIMAL:



TEXTURE
CLOSE-UP

